
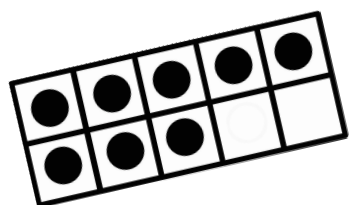


# Matematik

Det lille

ekstra

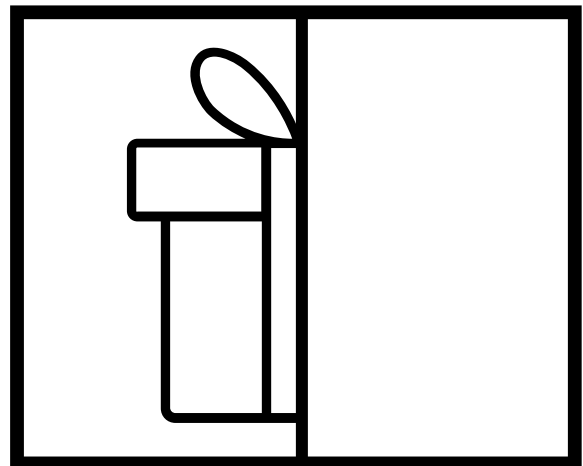

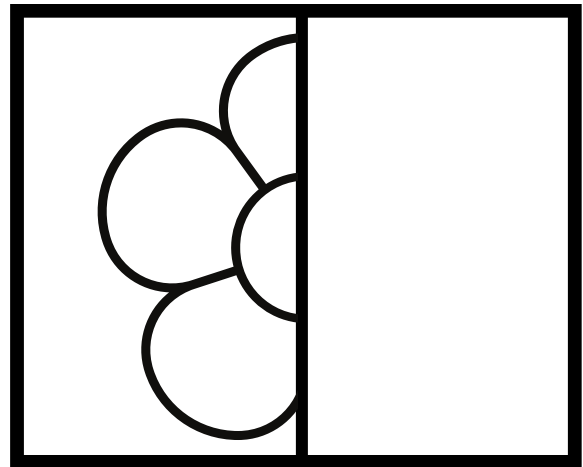
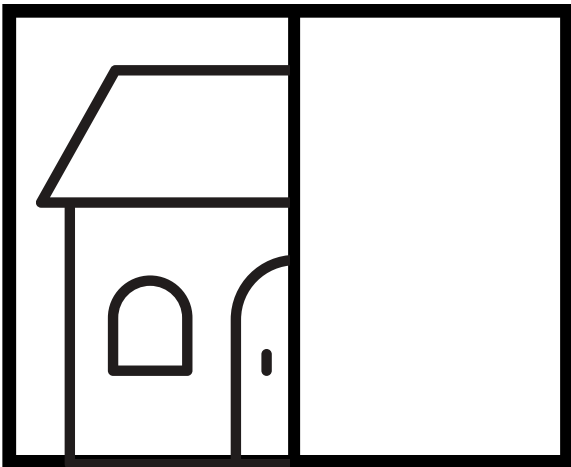
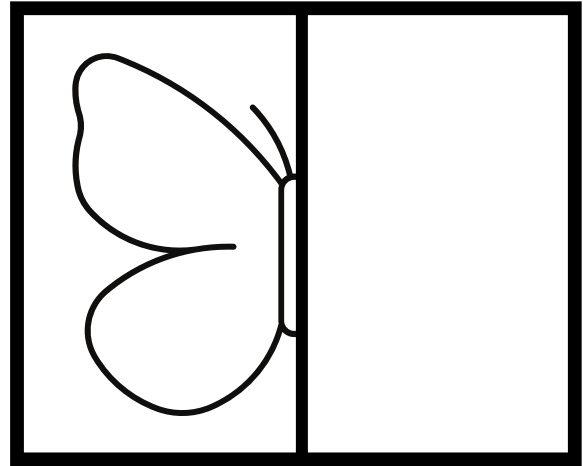



NAVN: \_\_\_\_\_

KLASSE: \_\_\_\_\_

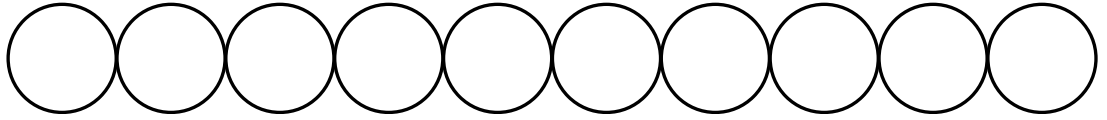
# SYMMETRI

## TEGN DEN ANDEN HALVDEL

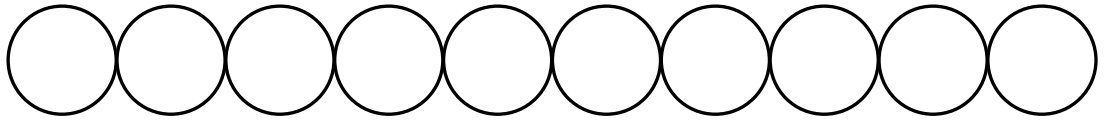


# FARV ANTAL

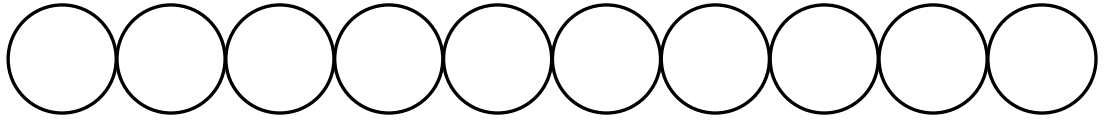
3



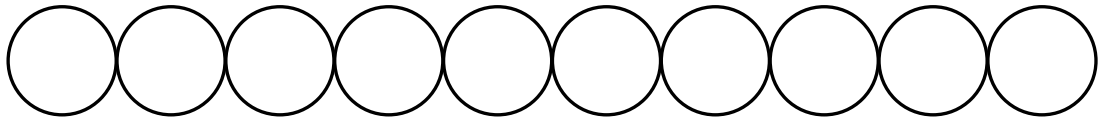
8



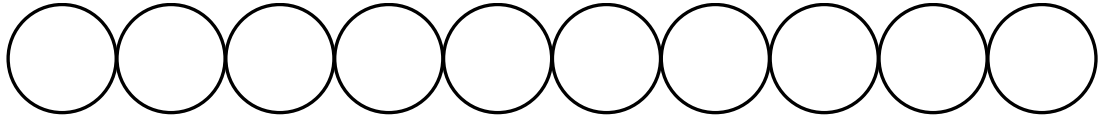
2



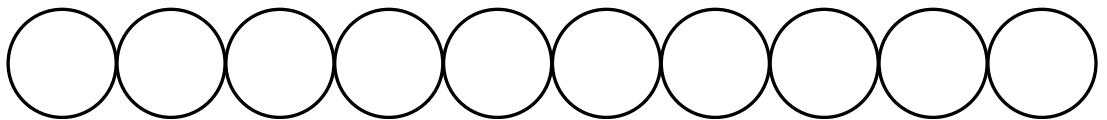
5



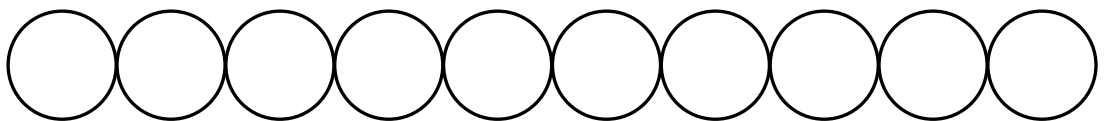
1



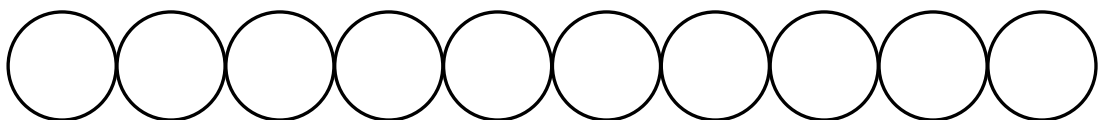
10



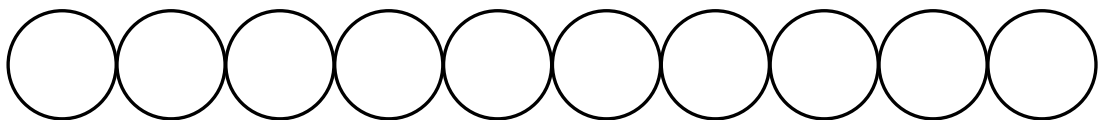
4



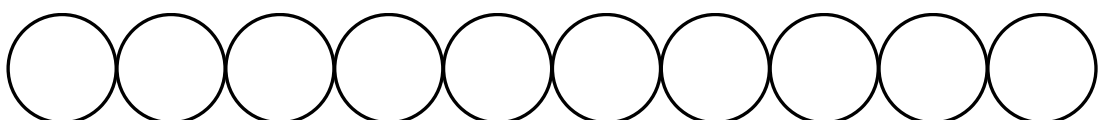
7



9




6

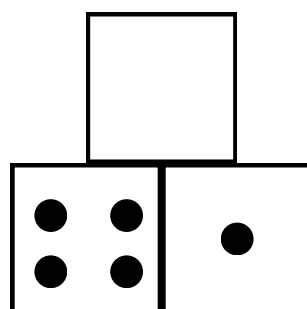
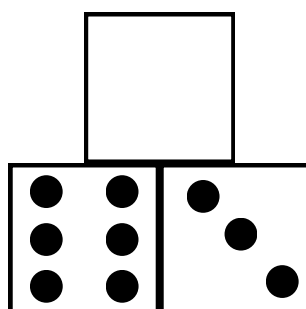
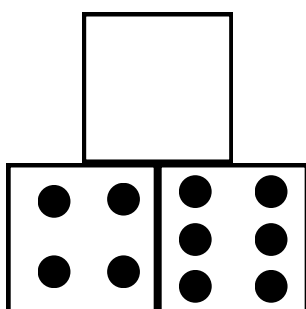
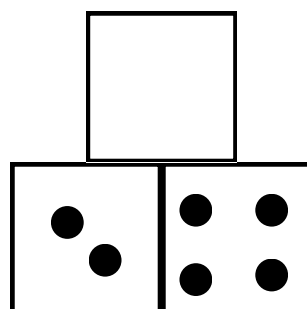
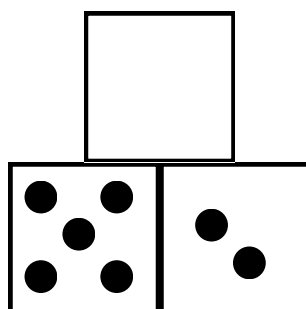
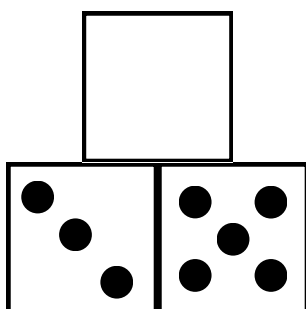
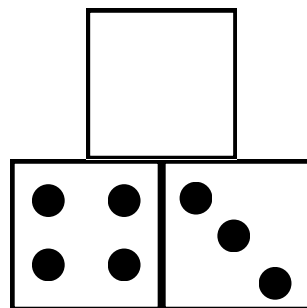
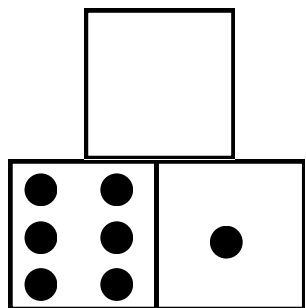
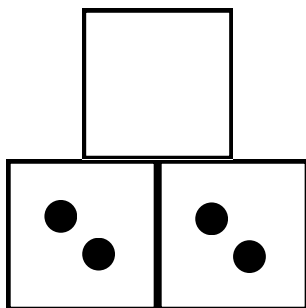
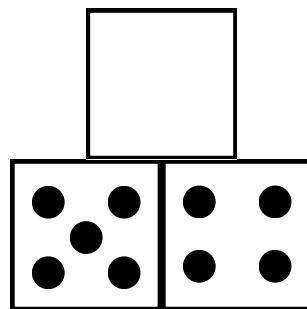
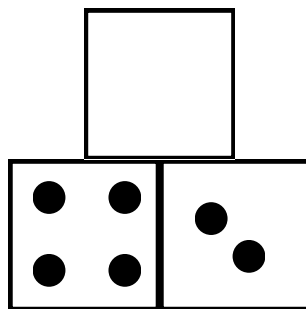
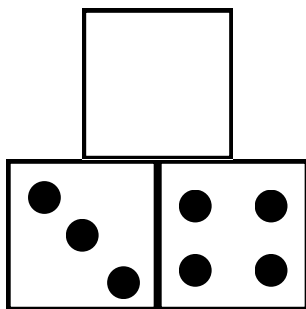


# MONSTER

Tegn den anden halvdel af  
monsteret.





# HVOR MANGE PRIKKER ER DER?



# FORMER OG FIGURER

Hvad er den næste figur og farve i mønsteret?



# HVILKEN TERNING MANGLER?

$$\square + \begin{array}{|c|} \hline \bullet \bullet \\ \bullet \bullet \\ \hline \end{array} = 9$$

$$\square + \begin{array}{|c|} \hline \bullet \bullet \\ \bullet \bullet \\ \hline \end{array} = 8$$

$$\begin{array}{|c|} \hline \bullet \bullet \\ \bullet \bullet \\ \hline \end{array} + \square = 10$$

$$\begin{array}{|c|} \hline \bullet \bullet \\ \bullet \bullet \\ \hline \end{array} + \square = 5$$

$$\square + \begin{array}{|c|} \hline \bullet \\ \bullet \\ \bullet \\ \hline \end{array} = 8$$

$$\square + \begin{array}{|c|} \hline \bullet \bullet \\ \bullet \bullet \\ \bullet \bullet \\ \hline \end{array} = 7$$

$$\begin{array}{|c|} \hline \bullet \\ \hline \end{array} + \square = 4$$

$$\begin{array}{|c|} \hline \bullet \\ \bullet \\ \bullet \\ \hline \end{array} + \square = 6$$

$$\square + \begin{array}{|c|} \hline \bullet \\ \bullet \\ \hline \end{array} = 3$$

$$\square + \begin{array}{|c|} \hline \bullet \bullet \\ \bullet \\ \bullet \bullet \\ \hline \end{array} = 8$$

$$\begin{array}{|c|} \hline \bullet \\ \hline \end{array} + \square = 2$$

$$\begin{array}{|c|} \hline \bullet \bullet \\ \bullet \bullet \\ \hline \end{array} + \square = 9$$

# FARV












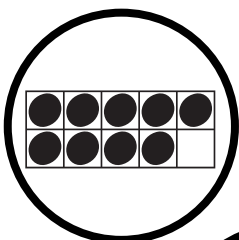
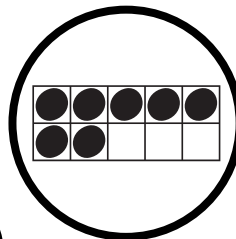



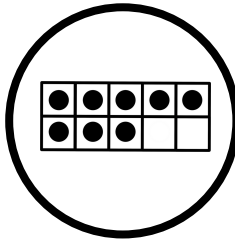


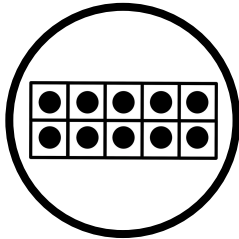

6

7

8

9

10

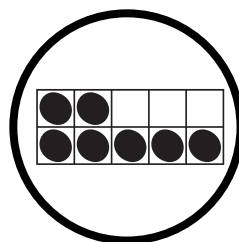




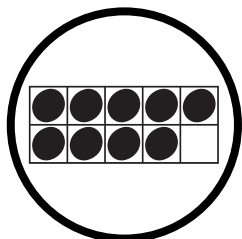
# SKRIV ANTAL



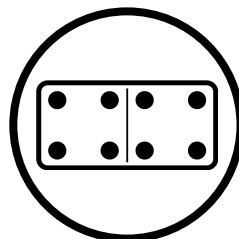
-----



-----




-----



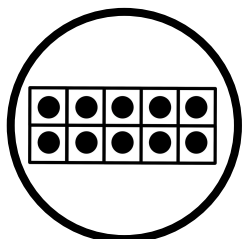
-----




-----



-----




-----




-----



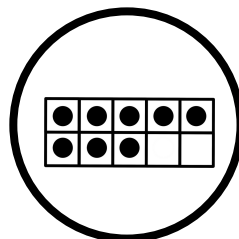
-----




-----




-----



-----



-----



-----

# SKRIV DE MANGLENDE TAL

1		3	4	
		8		10
	12		14	
16			19	

# Matematik

## - Det lille ekstra - 0A

Matematikhæfte til 0. klasse fra efterårsferien og frem. Nogle klarer niveauet tidligere end andre.

Det er tænkt som ekstra matematik.

O står for 0.klasse og A står for første hæfte i serien af ekstraopgaver til de hurtige elever, til de elever, der skal træne ekstra eller til de elever i 1. klasse, som har svært ved det.

God fornøjelse  
SkoleGuf.com



TAK FOR DOWNLOADING AF  
VORES MATERIALE, SOM ER UDARBEJDET AF SKOLEGUF.COM

KOPIERING MÅ KUN FINDE STED PÅ INSTITUTIONER ELLER VIRKSOMHEDER,  
DER HAR INDGÅET AFTALE MED COPYDAN TEKST & NODE, OG KUN INDEN  
FOR DE RAMMER, DER ER NÆVNT I AFTALEN.

ILLUSTRATIONER ER FRA CANVA UDDANNELSE.